



Data sheet | Item number: 210-113

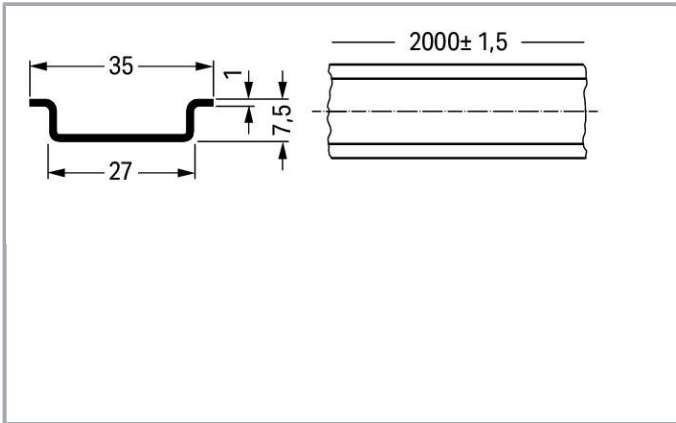
Steel carrier rail; 35 x 7.5 mm; 1 mm thick; 2 m long; unslotted; according to EN 60715

www.wago.com/210-113



RoHS 
Compliant

[BOMcheck.net](https://www.bomcheck.net)



Data

Technical Data

Main product function

Mounting Accessories

Geometrical Data

Width

2000 mm / 78.74 inch

Subject to changes.

WAGO Kontakttechnik GmbH & Co. KG
Hansastr. 27
32423 Minden
Phone: +49571 887-0 | Fax: +49571 887-169
Email: info.de@wago.com | Web: www.wago.com

Do you have any questions about our products?
We are always happy to take your call at 01788 568 008.



Height	7.5 mm / 0.295 inch
Depth	35 mm / 1.378 inch

Material Data

Weight	690 g
--------	-------

Commercial data

Product Group	2 (Terminal Block Accessories)
Packaging type	BOX
Country of origin	IT
GTIN	4017332272308
Customs Tariff No.	72169180000

Installation Notes

DIN-Rail	Item No.	Current [A]	Acc. to mm ² /AWG Cu
DIN 35 x 7.5 (steel)			
slotted	210-112	76	16/6
unslotted	210-113	76	16/6
DIN 35 x 15 (steel)			
1.5 mm thick	210-114	125	35/2
2.3 mm thick	210-118	125	35/2
DIN 35 x 7.5 (Al)			
unslotted	210-196	76	16/6
DIN 35 x 15 (Cu)			
2.3 mm thick	210-198	309	150/6/0
Current applies to rails of 1 m/3'3" length			

When using standard carrier rails as ground conductor busbars, please refer to the maximum current capacities listed above.

Steel carrier rails are not suited for PEN (ground and N-conductor) applications per EN 60947-7-2 (VDE 0611, Part 3).

Subject to changes.

WAGO Kontakttechnik GmbH & Co. KG
 Hansastr. 27
 32423 Minden
 Phone: +49571 887-0 | Fax: +49571 887-169
 Email: info.de@wago.com | Web: www.wago.com

Do you have any questions about our products?
 We are always happy to take your call at 01788 568 008.