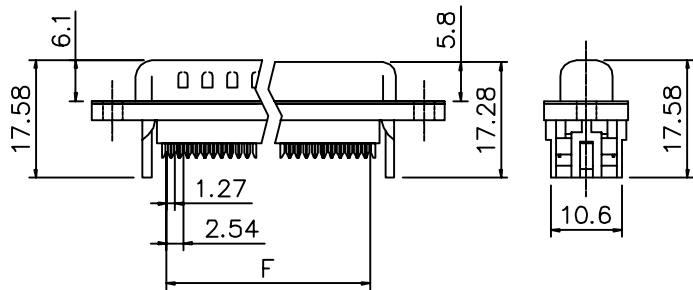
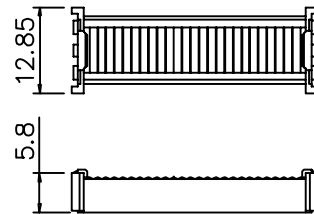




Without Insulator Support



With Insulator Support



Cover



Strain Relief

MATERIAL

Insulator : Glass-Filled thermoplastic PBT,UL 94V-0
 Contact Pin : Brass
 Shell: steel,100u" Tin over 50u"min Copper
 Clinch Nut: Brass,Nickel Plated
 Screwlock: Brass,Nickel Plated

Electrical

Contact Resistance :20 milliohms
 Max at 1 APP DC
 Insulation Resistance:1000
 magohms at 500 VDC
 Dielectric withstanding voltage
 1000 VAC/rms 60HZ for 1minute
 currnt rating:3 AMP
 Volatge Rating 250 VAC/rms 60HZ

982- 4 1 - C xx 4 0 1
 1 2 3 4 5 6 7

1. 4: IDC type
2. 1: Tray
3. C: 3.0 Male(Green Product)
4. No. of contacts(9,15,25,37)
5. 4: Blue ; Plastic Strain Relief
6. 0: Through hole
7. Pinrex internal code.

Dimensions

Positions	A	B	C	D	E	F
9	30.81	24.99	16.92	16.33	11.08	10.16
15	39.14	33.32	25.50	24.66	19.39	17.78
25	53.04	47.04	38.96	38.38	33.24	30.48
37	69.32	63.50	55.42	54.84	49.86	45.72

		TOLERANCE		UNITS : mm		OLD PART NO.		TITLE		頻銳科技股份有限公司 PINREX TECHNOLOGY CORP.
		.0 =±.30 .00 =±.20 .000 =±.XXX .0000=±. ANG.=±3'		SCALE NONE SIZE A4		DRAWER Naomi		CHECK		
A	RELEASE	2008/04/08		SHEET 1 OF 1		REV. A		APP'D		DRAW NO. 982-41-Cxx401
REV.	DESCRIPTION	DATE		SCALE NONE SIZE A4		SHEET 1 OF 1		APP'D		DRAW NO. 982-41-Cxx401