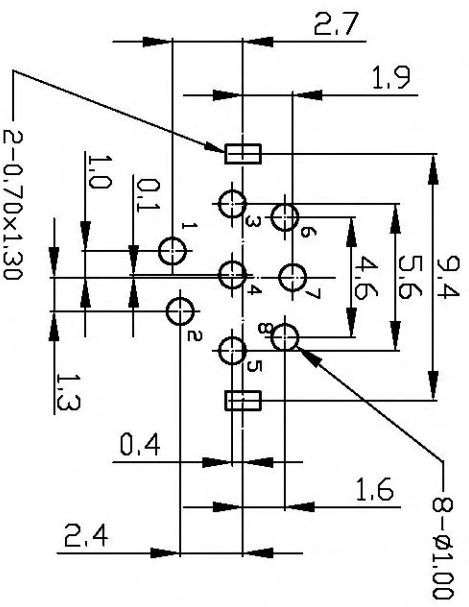
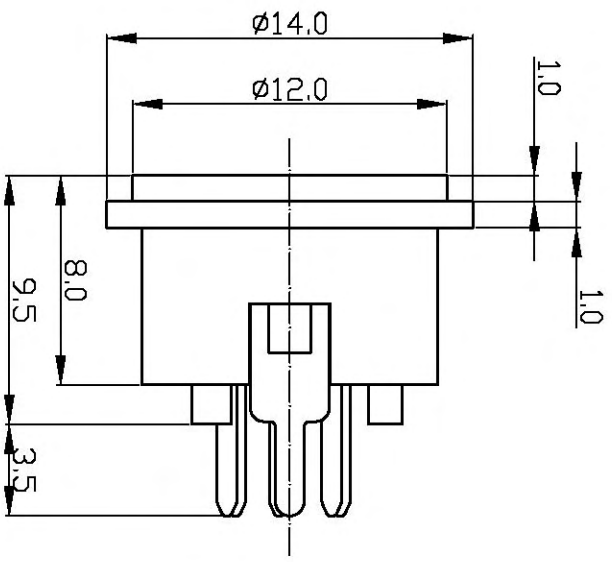
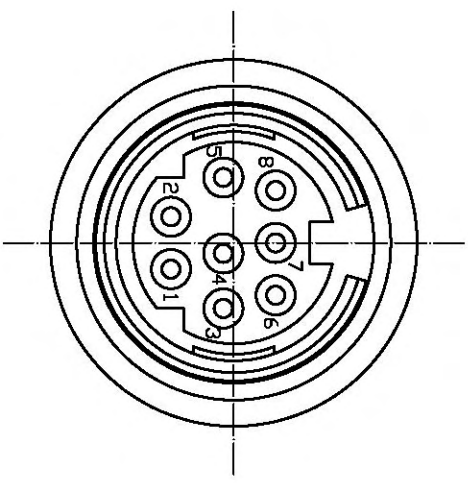


SYMBOL	REVISION	APPROVAL	DATE
New Drawing	A	SW.WU	2008.4.26



P.C.B LAYOUT
(BOTTOM VIEW)

SCHEMATIC	ARRANGEMENT OF CONTACTS	NO OF CONTACTS	MODEL NO
		3	MDJ-3V
		4	MDJ-4V
		5	MDJ-5V
		6	MDJ-6V
		7	MDJ-7V
		8	MDJ-8V

ROHS COMPLIANT
EU Directive 2002/95/EC

ITEM	NAME	MATERIAL	FINISH	SUM
10	Housing	PBT	Black	1
9	9v	Brass	Matte Tin Plated	1
1-8	Contact	Copper Alloy	Matte Tin Plated & Gold Flash	3-8
				SUM

TOLERANCES		Model Name: MINI DIN JACK	
X.	± 0.5	Model No:	MDJ-(3-8)V-000-88
X.X	± 0.3	FILE:RD08/NEW/PRODUCT/MDJ/MDJ-(3-8)V-000-88	
X.XX	± 0.15	SCALE: Full	DATE: 2008-4-26
ANGLE:	±3°	DRAW	CHECK
UNIT	MM	JC.Liu	SM.Lin
REVISION: A	DWG NO: 2008-PD-0230	Design:	