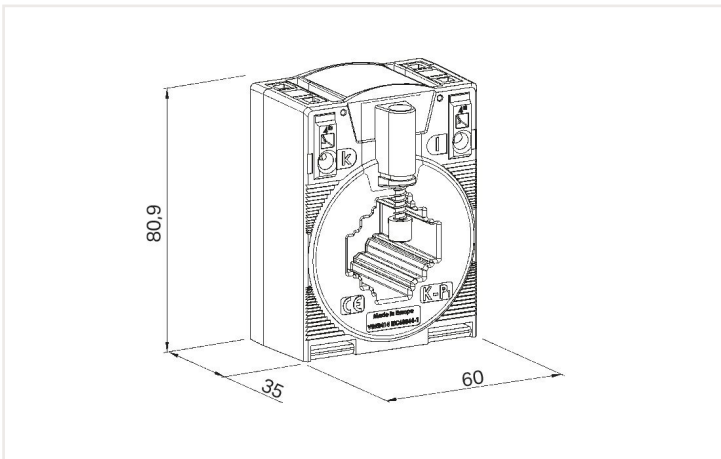
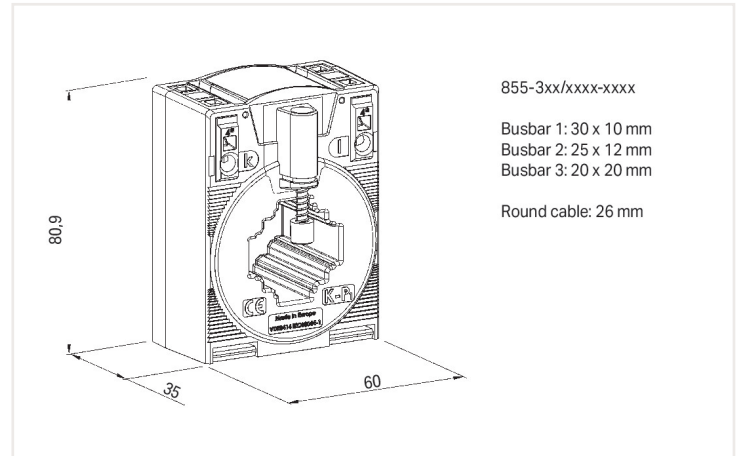


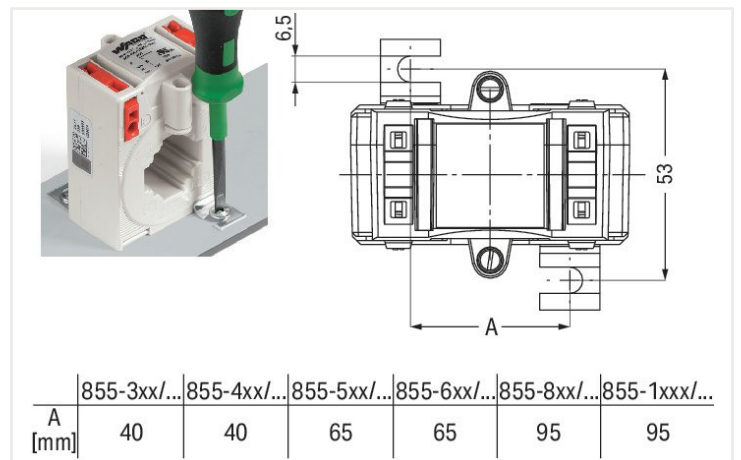
Data sheet | Item number: 855-301/050-103

Plug-in current transformer; Primary rated current: 50 A; Secondary rated current: 1 A; Rated power: 1.25 VA; Accuracy class: 3

<https://www.wago.com/855-301/050-103>



Dimensions in mm



Dimensions in mm

Short description:

These plug-in units (855 Series) are inductive, single-conductor current transformers. Due to the measurement principle used, these current transformers are exclusively designed for AC network applications. **Features:**

- Screwless CAGE CLAMP® connection technology
- Several mounting options available
- Vibration- and shock-resistant
- High mechanical retention forces
- High current-carrying capacity
- Continuous overload of 120% the nominal primary current
- Low-voltage current transformer for operating voltages up to max. 1.2 kV
- For 690 V power networks
- UL recognized components

Technical data

Input		Input Current Transformers	
Shunt (sekundär, DC)	DC	Primary rated current	50 A
Stromwandler (sekundär, DC)	DC	Rated continuous thermal current I_{cth}	$1.2 \times I_N$
Strom (primär, DC)	DC	Rated short-time thermal current I_{th}	$60 \times I_N / 1 \text{ s}$ (max. 100 kA / 1 s)
		Overcurrent limiting factor	FS5 / FS10 (type dependent; see type plate inscription)
		Rated frequency	50 ... 60 Hz

Output – current transformer

Secondary rated current	1 A
Rated power S_r	1.25 VA

Measurement error

Accuracy class	3
----------------	---

Safety and protection

Highest voltage for equipment U_m	AC 1.2 kV _{rms}
-------------------------------------	--------------------------

Test voltage

Test voltage	AC 6 kV; 50 Hz; 1 min
--------------	-----------------------

Connection data

Connection technology	CAGE CLAMP®
Solid conductor	0.08 ... 4 mm ² / 28 ... 12 AWG
Fine-stranded conductor	0.08 ... 4 mm ² / 28 ... 12 AWG
Strip length	9 ... 10 mm / 0.35 ... 0.39 inches

Physical data

Width	60 mm / 2.362 inches
Height	80.9 mm / 3.185 inches
Depth	52 mm / 2.047 inches

Mechanical data

Mounting type	Closed current transformer Installation on mounting plate Mounting on DIN-rail via DIN-rail adapter Installation on round cable
---------------	--

Material Data

Insulation class	E
Fire load	0 MJ
Weight	230 g

Environmental requirements

Ambient temperature (operation at U_N)	-5 ... 50 °C
Surrounding air temperature (storage)	-25 ... +70 °C
Operating altitude (max.)	1000 m

Standards and specifications

Conformity marking	CE
Standards/specifications	EN 61869-1 EN 61869-2 UL: E356480

Commercial data

eCl@ss 10.0	27-21-09-02
eCl@ss 9.0	27-21-09-02
ETIM 8.0	EC002048
ETIM 7.0	EC002048
PU (SPU)	1 Stück
Packaging type	Box
Country of origin	HU
GTIN	4050821614654
Customs tariff number	85043129900

Approvals and certificates

General approvals



Approval	Standard	Certificate name
EAC Brjansker Zertifizierungs- stelle	TP TC 004/2011,TP TC 020/2011	EAC RU C-DE.AM02. B.00111/19
UL Underwriters Laboratories Inc.	C51.13	E356480

Downloads

Environmental Product Compliance



Compliance Search

Environmental Product
Compliance
855-301/050-103



Documentation





Bid Text

855-301/050-103	05.02.2015	doc 29.50 KB	
855-301/050-103	19.02.2019	xml 4.96 KB	



Instruction Leaflet

Aufsteck-Stromwandler	pdf 1438.11 KB	
-----------------------	-------------------	---

CAD/CAE-Data

CAD data		CAE data	
2D/3D Models 855-301/050-103		EPLAN Data Portal 855-301/050-103	
		WSCAD Universe 855-301/050-103	
		ZUKEN Portal 855-301/050-103	

Engineering-Software

Software for Interface-Products			
WAGO Interface Configuration Software G2 FULL	1.0.8.6 20.01.2022	exe 111289.67 KB	
WAGO Interface Configuration Software G2 SMALL	1.0.8.6 20.01.2022	exe 29307.84 KB	

1 Compatible products

1.1 Optional accessories

1.1.1 Installation

1.1.1.1 Current transformer terminal block

**Item no.: 2007-8876**

Compact terminal block; for 3-phase current transformer circuit; 6,00 mm²; multicoloured

**Item no.: 2007-8873**

Compact terminal block; for current and voltage transformers; 6,00 mm²; multicoloured

**Item no.: 2007-8874**

Compact terminal block; for current and voltage transformers; 6,00 mm²; multicoloured

**Item no.: 2007-8875**

Compact terminal block; for current transformer circuit; 6,00 mm²; multicoloured

**Item no.: 2007-8877**

Compact terminal block; for current transformer circuit; 6,00 mm²; multicoloured

1.1.2 Mounting adapter

1.1.2.1 DIN-rail adapter

**Item no.: 855-9900**

Carrier rail adapter

1.1.2.2 Fast connection adapter

**Item no.: 855-9910**

Quick-mount kit

1.1.3 Signal conditioner

1.1.3.1 Current signal conditioner



Item no.: 857-551

Current signal conditioner; Current input signal; Current and voltage output signal; Digital output; Configuration via software; Supply voltage: 24 VDC; 6 mm module width

Item no.: 857-550

Current signal conditioner; Current input signal; Current and voltage output signal; Digital output; Configuration via software; Supply voltage: 24 VDC; 6 mm module width; 2,50 mm²

1.1.3.2 Power measurement module



Item no.: 2857-570/024-001

3-Phase Power Measurement Module; 3x277/480 V/1 A; Modbus RTU; Digital output; Configuration via software; Supply voltage: 24 VDC

1.1.4 Tool

1.1.4.1 Operating tool



Item no.: 210-720

Operating tool; Blade: 3.5 x 0.5 mm; with a partially insulated shaft; multicoloured

Installation notes

Conductor termination

Conductor termination – screwdriver actuation perpendicular to conductor entry

Conductor termination – screwdriver actuation parallel to conductor entry

Installation

Installation on copper current bar

Installation on round cable

Installation on mounting plate

Mounting on DIN-rail via 855-9900 DIN-Rail Adapter

Installation via 855-9910 Quick-Mount Kit